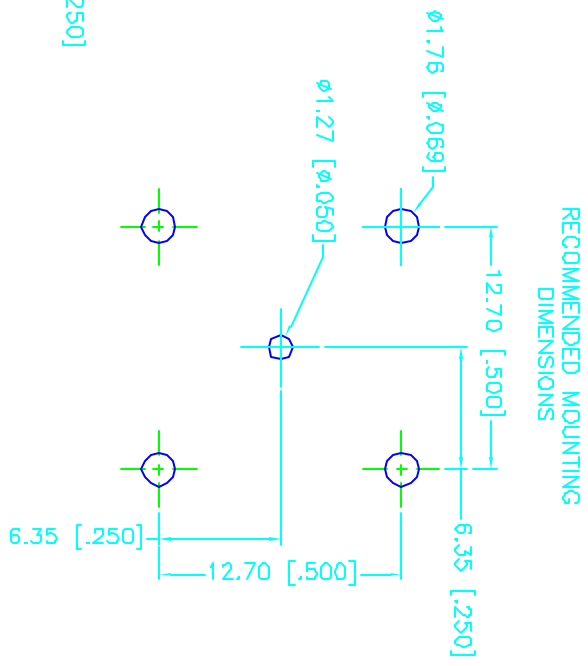
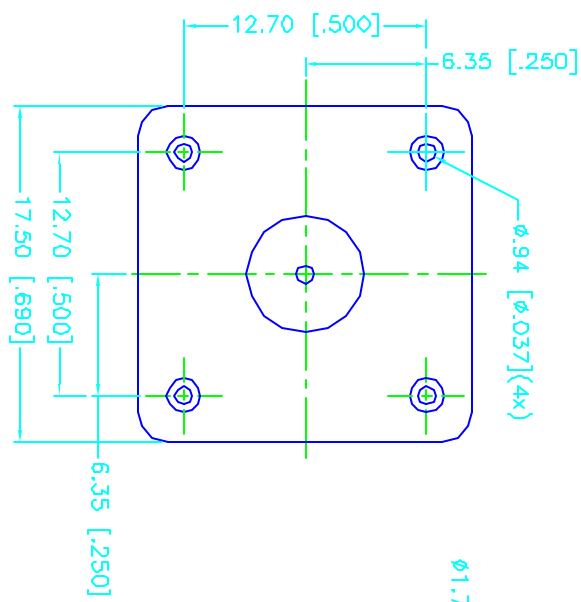
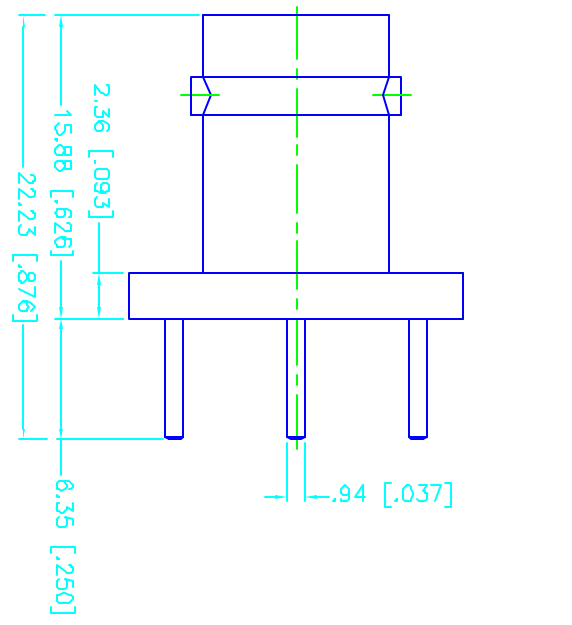


REV.	DATE	DESCRIPTION
A	06/13/97	CHANGE PIN LOCATIONS TO 12.7 SQ.
B	11/11/97	REDIMENSION/ ADD 50 ohms TO DESCRIPTION
C	11/20/98	ADD MOUNTING DIMENSIONS



DESCRIPTION	MATERIAL	FINISH	UNLESS OTHERWISE SPECIFIED DIMENSIONS ARE IN MILLIMETERS FOR CUSTOMER REFERENCE ONLY	APPROVALS	DATE	TITLE
1 BODY	BRASS	NICKEL	UNLESS OTHERWISE SPECIFIED DIMENSIONS ARE IN MILLIMETERS FOR CUSTOMER REFERENCE ONLY TOLERANCES FOR MILLIMETERS ARE: 0.5-6 = ± 0.2 6-30 = ± 0.4 30-120 = ± 0.6 120-315 = ± 1 315-1000 = ± 1.6 1000-2000 = ± 2.4	DRAWN	11/20/98	BNC P.C. MOUNT RECEPTACLE JACK - 50 ohms
2 INSULATOR	TEFLON	NATURAL		CHECKED		
3 CONTACT PIN	PHOS. BRONZE	GOLD		ISSUED		
4						
5						
6						
7						
8						



SIZE	FORM NO.	DWG. NO.	REV.
A	99001	112536.DWG	C
SCALE	NA	PART NO.	SHEET
		112536	1 OF 1